



### District Report Card: 2017


<b>State:</b> Bihar	<b>District:</b> Madhubani
<b>Class:</b> 5	<b>Subject:</b> Language
<b>Schools:</b> 61	<b>Students:</b> 1499


### Participation/Coverage


#### Students

<div>GENDER</div> <div></div>	Boys			Girls		
	Number		%	Number		%
	724		48.30	775		51.70

<div>AREA</div> <div></div>	Rural			Urban		
	Number		%	Number		%
	1450		96.73	49		3.27

<div>CATEGORY</div> <div></div>	SC		ST		OBC		GEN	
	Number	%	Number	%	Number	%	Number	%
	230	15.34	0	0.00	1109	73.98	160	10.67

<div>CWSN</div> <div></div>	LD	VI	HI	S&LD	ID	Oth
	2	2	0	2	2	2

<div>Management</div> <div></div>	Government			Government-aided		
	Number		%	Number		%
	1476		98.47	23		1.53

### Average Performance of Students in Language (%)

Overall	Gender		Area		Management		Social Group			
	Male	Female	Rural	Urban	Govt.	Aided	SC	ST	OBC	GEN
57.26	56.32	58.15	56.97	65.99	57.06	70.14	53.10	0.00	57.37	62.54

## Performance on Learning Outcomes (LOs)

Learning Outcomes	Description	Average Performance(%)
L504	Reads and comprehends independently storybooks, news items/ headlines, advertisements etc.	54.93
L508	Reads text with comprehension, locates details and sequence of events	58.43

Range of Performance of Students who Answered Correctly							
Below 30%		30% - 50%		50% - 75%		Above 75%	
Number	%	Number	%	Number	%	Number	%
185	12.34	347	23.15	648	43.23	319	21.28

## Lowest Performing Learning Outcomes (LOs)

- 1 - Reads and comprehends independently storybooks, news items/ headlines, advertisements etc. (54.93)
- 2 - Reads text with comprehension, locates details and sequence of events (58.43)